

1. General Data

ELECTRICAL CHARACTERISTICS

Filament voltage ----- 3.3 Vac
 Filament current ----- 10.0 Aac
 Frequency(with matched load) -- 2460MHz
 Anode potential ----- Earth
 Filament potential ----- (-4kV)
 Magnet ----- Ferrite - magnet

MECHANICAL CHARACTERISTICS

Width ----- 93.2mm(3.67inches) max.

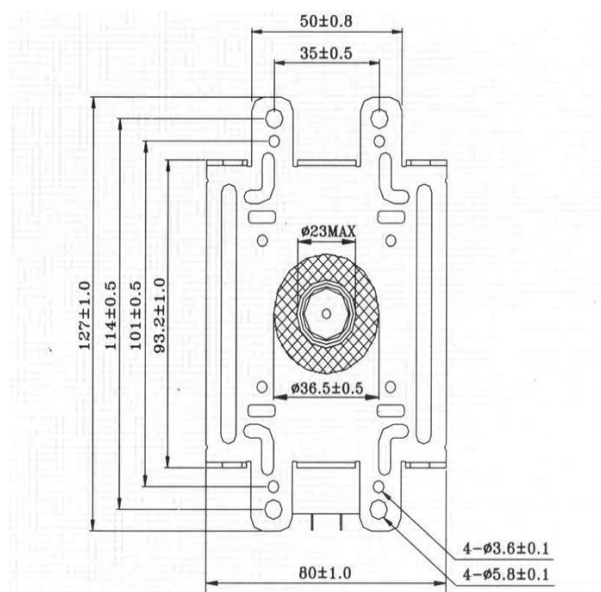
Length ----- 127mm(5.00inches) max.

Height ----- 133mm(5.24inches) max.

Weight ----- Approx. 0.9Kg

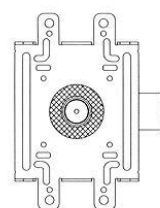
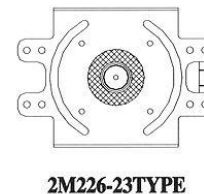
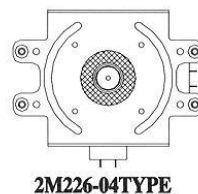
Mounting position ----- Any

Cooling ----- Forced air



FEATURES

- * Light-weight, compact, and cost-effective construction.
- * Sufficiently suppressed noise spectrum.
- * Stable performance and good reliability



2.Absolute Maximum Ratings

ELECTRICAL CHARACTERISTICS

Performance	Min	Max	Unit
Filament Voltage	2.85	3.75	Vac
Pre-heating Time	0.00	-	Sec
Average Anode Current	-	350.00	mAdc
Peak anode current	-	1200.00	mAp
Average anode input	-	1400.00	W
Load VSWR(continuous)	-	4.00	-
Load VSWR(instantaneous)	-	8.00	-
Anode core temperature	-	300.00	°C
Temperature	-30.00	60.00	°C

3. Typical Operation

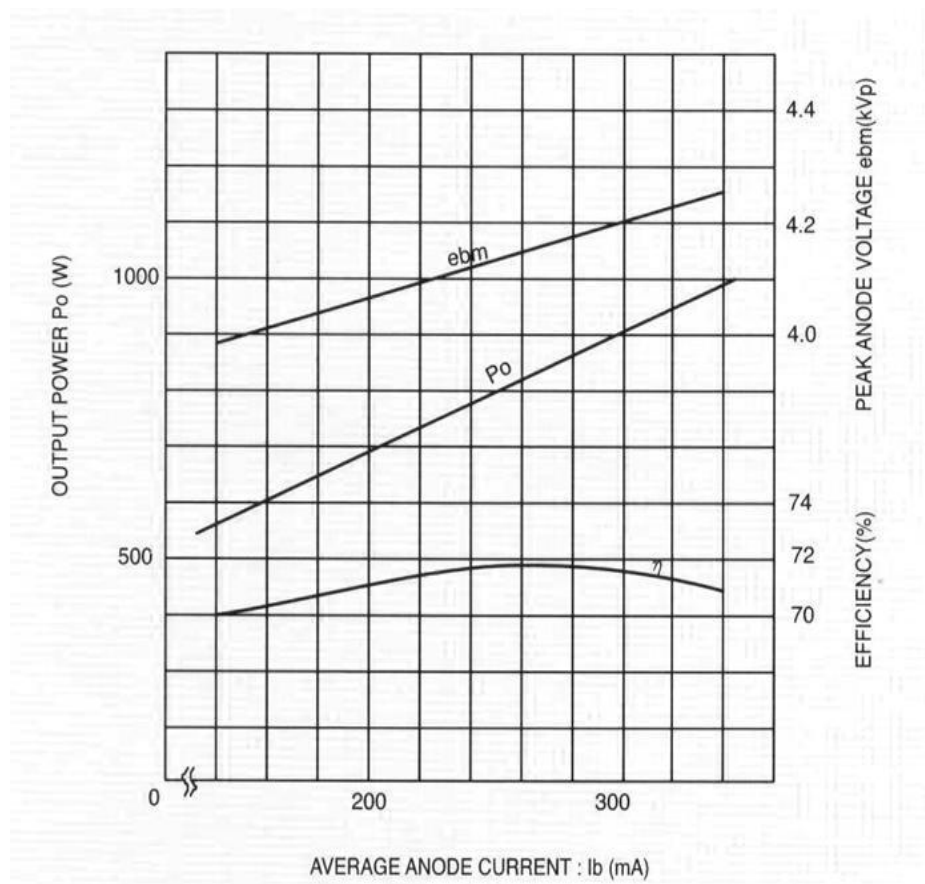
OPERATING CONDITIONS

Filament voltage ----- 3.3Vac

Average anode current # ----- 300mA_{dc}

Cooling air flow ----- 1.0 m³/min

Power supply unit: Half-wave doubler with leakage transformer or full-wave rectifier without filter.



OPERATING CONDITIONS:

Power supply: single phase full - wave Rectifier without filter.

Load V.S.W.R: $6L < 1.1$ Filament voltage: 3.3v

TYPICAL PERFORMANCE

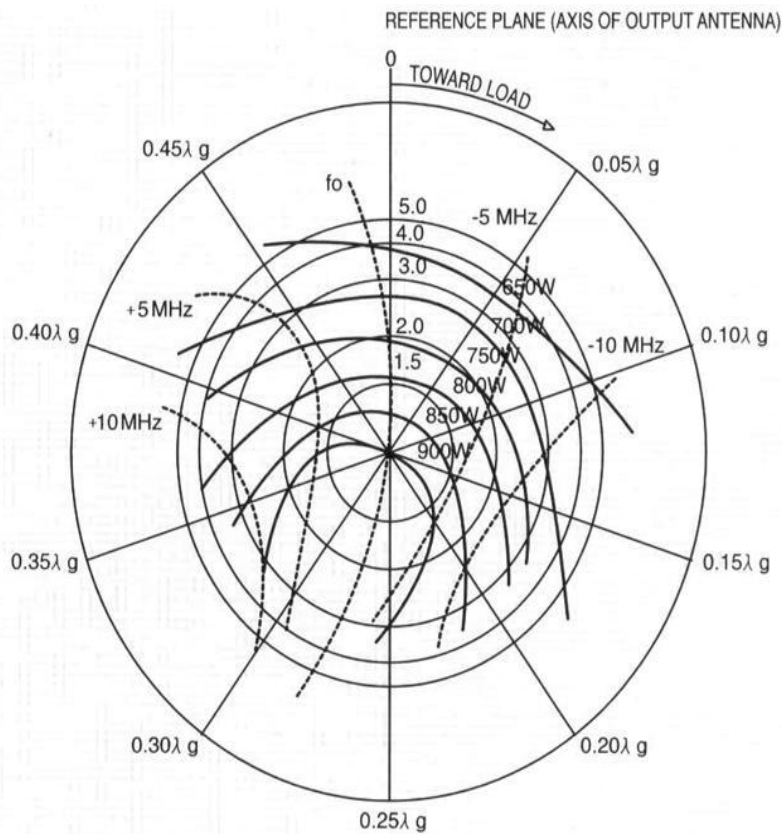
Frequency(matched load) ----- 2460MHz

Peak anode voltage ----- 4.20kVp

Average output power(matched load) 1000W

Average output power(in a typical oven) 850W*

*In accordance with IEC Pub. 705 measurement method.



OPERATING CONDITIONS:

Power supply: single phase full - wave Rectifier without filter.

Average anode current 300mA Wave guide: Lg Standard

Lanuncher Output Power(W)

Frequency(fo=2460Mhz)

DIMENSIONAL OUTLINE OF 2M226

