

INDUSTRIAL AIR CURTAINS

Characteristics

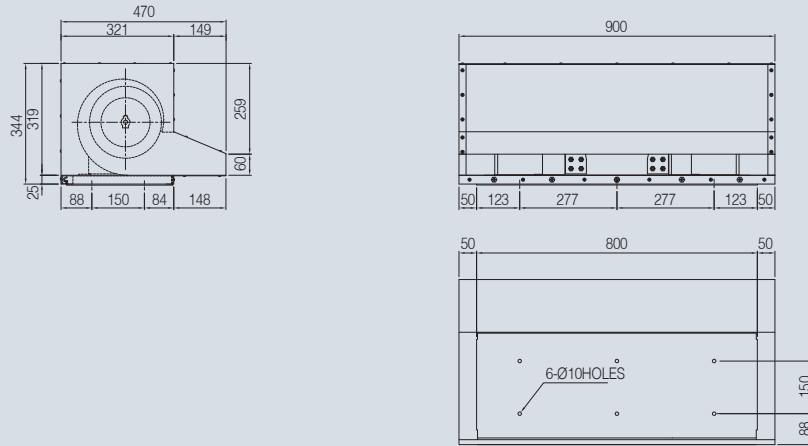
- Generally used for industrial purposes such as in large freezers, landfills, incinerators, large industrial warehouse etc.
- Used at the vehicle entry or exit to block outside air from entering into the building with strong wind



Product data

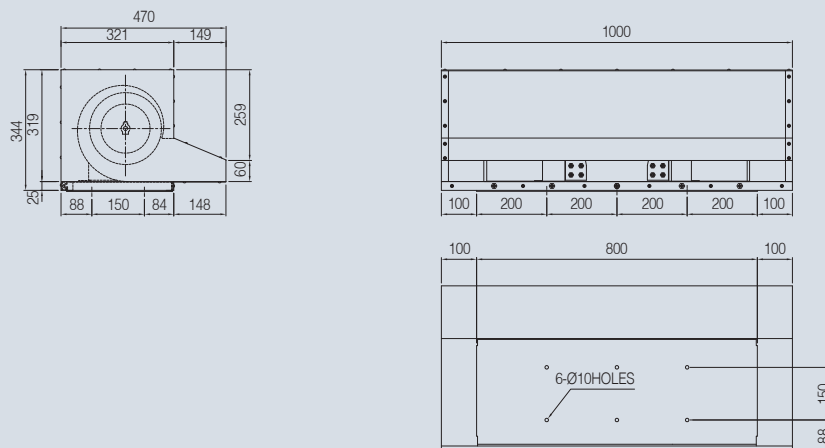
MODEL	Power source		Air Speed	Air Volume	Rotative speed	Input power	Page
	Phase	V	m/s	CMM	RPM	W	
ACI-780-900	φ 3	220 / 380	24	74	3300	2500	179p
ACI-780-1000			24	83	3300	2500	
ACI-780-1200			24	100	3300	2500	
ACI-780-1500			24	129	3300	5700	180p

• ACI-780-900



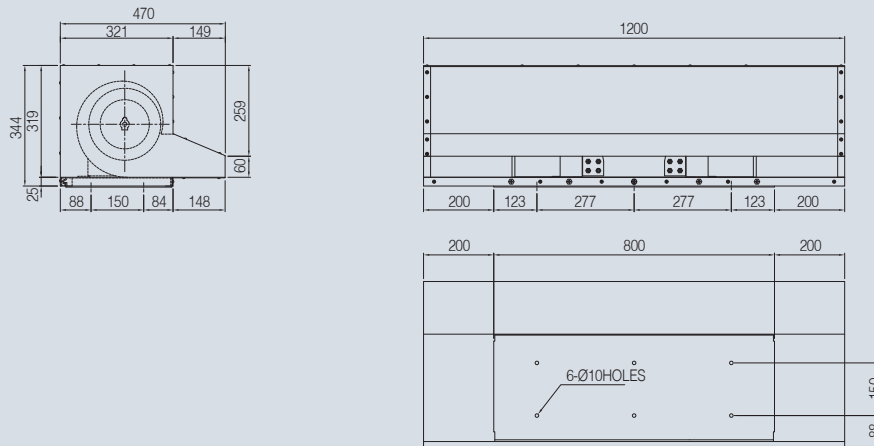
Power source			SPEED	Air Speed	Air Volume	Input power	Current	Rotative speed	Noise	Weight
Phase	V	Hz	STEP	m/s	CMM	W	A	RPM	dB	Kg
∮ 3	220	60Hz	HI	24	74	2500	11.5	3300	81	45
	380					2300	6.6			
∮ 3	220	50Hz	HI	19.5	60	2000	9.5	2700	76	45
	380					1850	5.3			

• ACI-780-1000



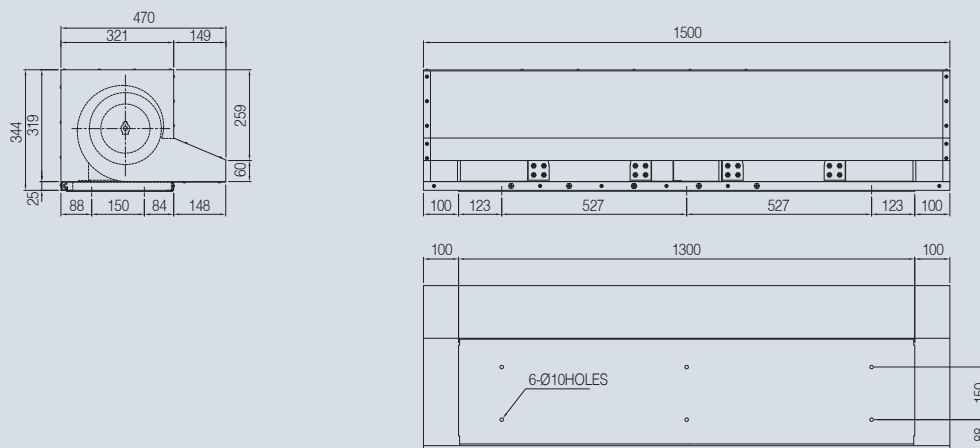
Power source			SPEED	Air Speed	Air Volume	Input power	Current	Rotative speed	Noise	Weight
Phase	V	Hz	STEP	m/s	CMM	W	A	RPM	dB	Kg
∮ 3	220	60Hz	HI	24	83	2500	11.5	3300	83	45
	380					2300	6.6			
∮ 3	220	50Hz	HI	19.5	67	2000	9.5	2700	78	45
	380					1850	5.3			

• ACI-780-1200



Power source			SPEED	Air Speed	Air Volume	Input power	Current	Rotative speed	Noise	Weight
Phase	V	Hz	STEP	m/s	CMM	W	A	RPM	dB	Kg
∅ 3	220	60Hz	HI	24	100	2500	11.5	3300	87	47
	380					2300	6.6			
∅ 3	220	50Hz	HI	19.5	85	2000	9.5	2700	82	47
	380					1850	5.3			

• ACI-780-1500



Power source			SPEED	Air Speed	Air Volume	Input power	Current	Rotative speed	Noise	Weight
Phase	V	Hz	STEP	m/s	CMM	W	A	RPM	dB	Kg
∅ 3	220	60Hz	HI	24	129	5700	15.0	3300	89	72
	380					5200	8.6			
∅ 3	220	50Hz	HI	19.5	110	4500	12.3	2700	84	72
	380					4100	7.0			