COIL

<TYPE [V=Vertical] >

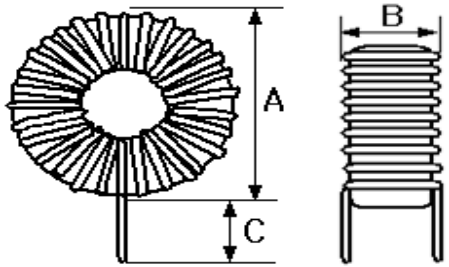

<TYPE [H=Horizental] >

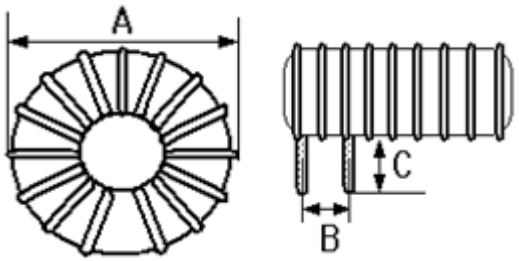

T-13ϕ

No.	품명	SIZE	MATERIAL	WIRE	TURNS	INDUCTANCE	측정조건	TYPE	비 고	DIMENSION		
										A	B	C
1	CA-E3	T-13ϕ	T13-1605	0.50ϕ(UEW)	75(Ref)	220μH ±20%	100kHz, 1V	V	AT TAPE 처리	18.0 MAX	9.0 MAX	10.0 MIN

T-15ϕ

No.	품명	SIZE	MATERIAL	WIRE	TURNS	INDUCTANCE	측정조건	TYPE	비 고	DIMENSION		
										A	B	C
1	PICO L5	T-15ϕ	T15-1606	1.20ϕ(UEW)	6	2.1μH ±20%	1kHz, 1V	V		19.0 MAX	-	3.5~4.5

T-16ϕ

No.	품명	SIZE	MATERIAL	WIRE	TURNS	INDUCTANCE	측정조건	TYPE	비 고	DIMENSION		
										A	B	C
1	DYP-42V5	T-16ϕ	T16-1706	0.70ϕ(UEW)	53(Ref)	120μH MIN	100kHz, 1V	V	BASE 부착	24.0 MAX	11.0 MAX	3.0~4.0

T-18ϕ

No.	품명	SIZE	MATERIAL	WIRE	TURNS	INDUCTANCE	측정조건	TYPE	비 고	DIMENSION		
										A	B	C
1	SW1018	T-18ϕ	T18-1606	1.0ϕ(UEW)	21(Ref)	18μH MIN	1kHz, 1V	V	수축 TUBE	22.0 MAX	11.0 MAX	5.0~6.0
2	SW0835	T-18ϕ	T18-1606	0.80ϕ(UEW)	27(Ref)	35μH MIN	1kHz, 1V	V	수축 TUBE	22.0 MAX	11.0 MAX	5.0~6.0
3	SW07560	T-18ϕ	T18-1606,DT68-26A C18-A6,CK26-186	0.75ϕ(UEW)	60±2	165μH MIN	100kHz, 1V	V	Center 본딩	21.0 MAX	10.0 MAX	5.0~6.0
4	SW160	T-18ϕ	T18-1606,KT68-26A	0.75ϕ(UEW)	60±1	160μH MIN	100kHz, 1V	V	Center 본딩 ,BASE 부착	25.0 MAX	15.0 MAX	3.6±0.3
5	SW190	T-18ϕ	T18-1604,KT68-26	0.60ϕ(UEW)	66±1	190μH ±20%	100kHz, 1V	V	Center 본딩 ,BASE 부착	25.0 MAX	15.0 MAX	3.6±0.3
6	SW0835H	T-18ϕ	T18-1606	0.80ϕ(UEW)	27(Ref)	35μH MIN	1kHz, 1V	H	수축 TUBE	22.0 MAX	6.0±0.5	3.5~4.5
7	SW0845H	T-18ϕ	T18-1606	0.80ϕ(UEW)	45(Ref)	100μH MIN	1kHz, 1V	H	수축 TUBE	22.0 MAX	6.0±0.5	3.5~4.5

COIL

<TYPE [V=Vertical] >

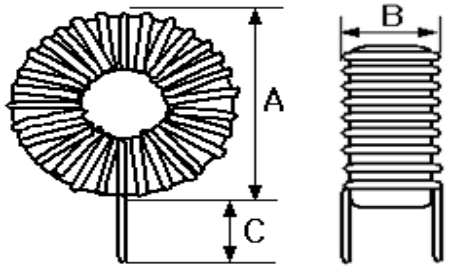

<TYPE [H=Horizental] >

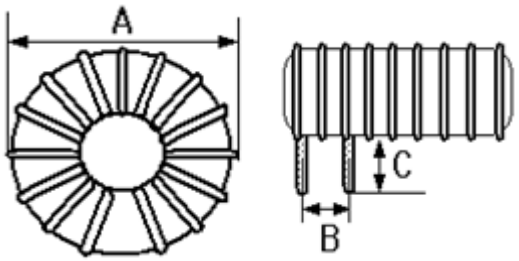

T-21 ¢

No.	품명	SIZE	MATERIAL	WIRE	TURNS	INDUCTANCE	측정조건	TYPE	비 고	DIMENSION		
										A	B	C
1	ML1100 DWD	T-21 ¢	T21-1606	0.80 ¢ ×2 (UEW)	15	10.3μH ±15%	1kHz, 1V	V	AT TAPE 처리	25.0 MAX	11.0 MAX	4.0~5.0
2	SW10060	T-21 ¢	T21-1606,DT80-26 C21-A6,CK26-217	1.0 ¢ (PEW)	60±2	130μH MIN	100kHz, 1V	V	Center 본딩	29.0 MAX	15.0 MAX	4.1~5.1
3	SW100S	T-21 ¢	T21-1606	1.0 ¢ (UEW)	53(Ref)	100μH MIN	1kHz, 1V	V	수축 TUBE	25.0 MAX	13.0 MAX	5.0~10.0
4	SW1025	T-21 ¢	T21-1606	1.0 ¢ (UEW)	31(Ref)	25μH MIN	1kHz, 1V	V	수축 TUBE	25.0 MAX	11.0 MAX	5.0~7.0
5	AY-150	T-21 ¢	T23-1609	1.0 ¢ (UEW)	45±1	120μH MIN	1kHz, 1V	V	수축 TUBE	28.0 MAX	15.0 MAX	4.0~5.0
6	PW607D	T-21 ¢	T21-1706	1.0 ¢ (PEW)	46(Ref)	100μH ±15%	1kHz, 1V	V	AT TAPE 처리	29.0 MAX	15.0 MAX	3.0~5.0
7	SP-2200-01	T-21 ¢	T21-1709	0.80 ¢ (UEW)	48	100μH MIN	1kHz, 1V	H		25.0 MAX	-	3.5~5.5

T-23 ¢

No.	품명	SIZE	MATERIAL	WIRE	TURNS	INDUCTANCE	측정조건	TYPE	비 고	DIMENSION		
										A	B	C
1	AY-100	T-23 ¢	T23-1609	1.0 ¢ (UEW)	38±2	100μH ±20%	1kHz, 1V	V	수축 TUBE	27.0 MAX	13.0 MAX	5.0~5.5
2	SW100	T-23 ¢	T23-1609	1.2 ¢ (UEW)	40(Ref)	100μH MIN	1kHz, 1V	V	수축 TUBE	27.0 MAX	16.0 MAX	5.0~6.0
3	AY-60	T-23 ¢	T23-1609	1.2 ¢ (UEW)	29(Ref)	60μH ±25%	1kHz, 1V	V	수축 TUBE	27.0 MAX	15.0 MAX	5.0~6.0
4	AY-50	T-23 ¢	T23-1609	1.4 ¢ (PEW)	26(Ref)	40μH MIN	1kHz, 1V	V	수축 TUBE	27.0 MAX	15.0 MAX	5.0~6.0
5	32P-50	T-23 ¢	T23-1609	1.0 ¢ (UEW)	26(Ref)	50μH ±15%	1kHz, 1V	V	수축 TUBE	27.0 MAX	15.0 MAX	3.5~4.5
6	AY-50H	T-23 ¢	T23-1609	1.4 ¢ (PEW)	26(Ref)	40μH MIN	1kHz, 1V	H	수축 TUBE	27.0 MAX	10.0±2.0	3.0~5.0
7	SW12052	T-23 ¢	T23-1605	1.2 ¢ (PEW)	52±1	90μH MIN	10/100kHz, 1V	H	Center 본딩	28.0 MAX	11.5 MAX	3.5~4.5

T-27 ¢

No.	품명	SIZE	MATERIAL	WIRE	TURNS	INDUCTANCE	측정조건	TYPE	비 고	DIMENSION		
										A	B	C
1	SW14041	T-27 ¢	T27-1611	1.4 ¢ (PEW)	41	115μH MIN	1kHz, 1V	V	BSAE 부착	47.0 MAX	15.0 MAX	3.5~4.5